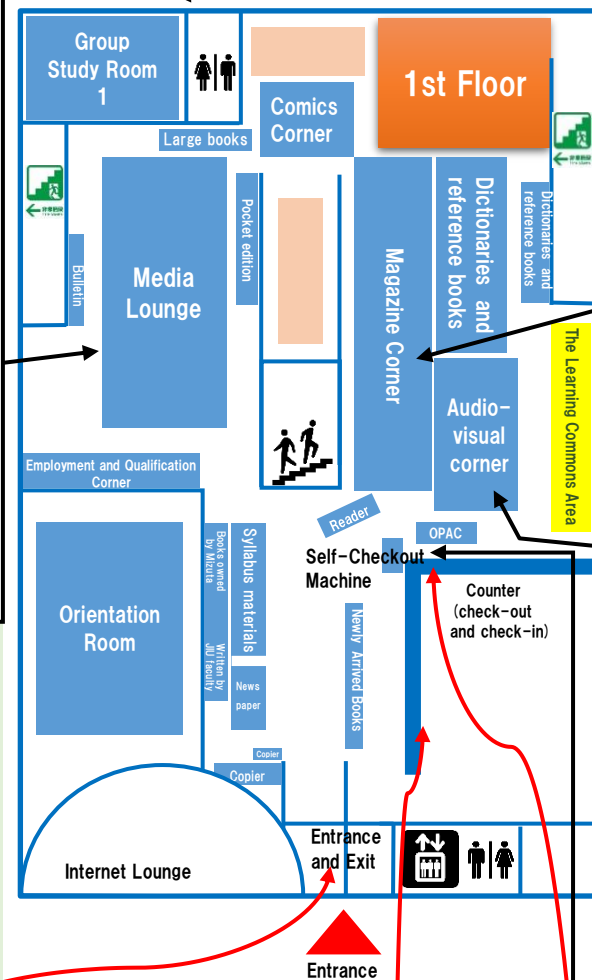


### Media Lounge

Please make a reservation at the counter if you wish to use a computer. You will be given a code number in exchange for your student ID card.



Comics, reference books and the latest magazine issues are available here but only for use within the library. They are not available for rental but you can borrow past issues of magazines.

### Audio-visual corner

There are audio-visual materials (DVDs, VHS etc) available in the library. Please make a reservation at the counter to use them. TV sets are also available for use.



### Self-Checkout Machine

You can borrow and return books, as well as prolong the borrowing period of a book by using the self-checkout machine. If you return a book, please put it inside the basket on the left side of the machine.



### Group Study Room

A group study room can be used by a group of 2 to 16 people. There are group study rooms on every floor. For use, please make a reservation at the counter. You will be given a key in exchange for your student ID card. Please note it is possible to make a reservation for use on the same day.



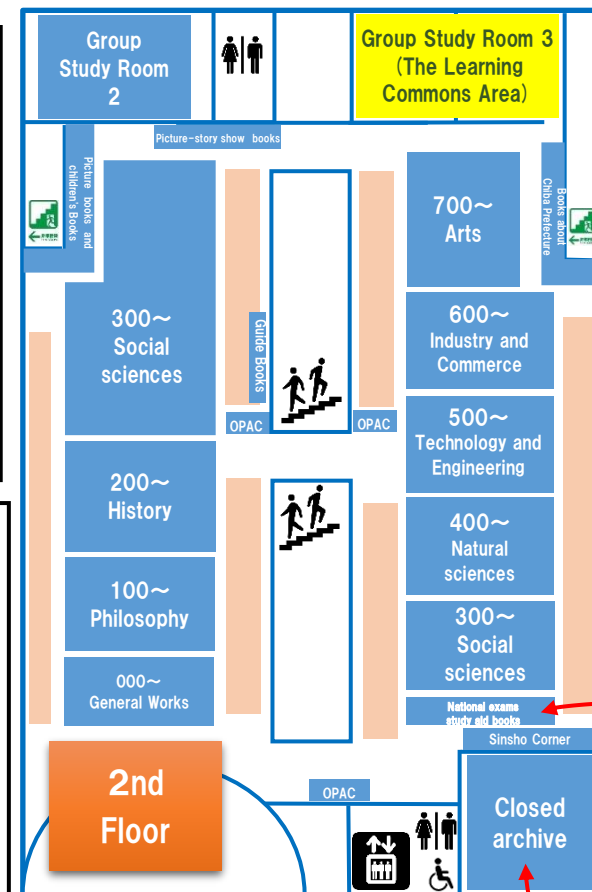

This color on the map marks the seating areas.

Seating area



### Reading Booth (16 booths)

A reading booth can accommodate one person. For use, please make a reservation at the counter. You will be given a key in exchange for your student ID card.



You can use the materials at the library free of charge. After reading a book or magazine, please return it to its original place or put it on a nearby return trolley. You can find them between the bookshelves.



### National exams study aid books

The study aid books for national exams, for example, pharmacology or nursing, are located in this area. Many items cannot be borrowed so please use them only in the library.

### Closed archive

Materials located in the shelving area marked “閉架書庫” (eng. closed archive) are stored here, for example, old magazines and books. Please enquire at the counter if you wish to use them.

### OPAC Database

You can check the shelving location of books using the OPAC system. You can do this via the homepage or you can use the PCs in the library. There are PCs on every floor.



### Counter

Please consult here for queries on how to use the library or how to search for materials. You can also enquire here for copying documents, using the interlibrary loan, and for requesting a letter of introduction when visiting another university.



Entrance

Exit



It is forbidden to eat or drink inside the library. You are allowed to eat and drink in the Internet Lounge next to the library. Please use the Internet Lounge for eating and drinking.



JIU MIZUTA MEMORIAL LIBRARY MAP